

# 2021 Print Series by BOSNOR



Bosnor<sup>®</sup>  
SolidSurface



Refreshing Creativity

## Welcome to **Bosnor**, specialist manufacturer of Solid Surface shower trays

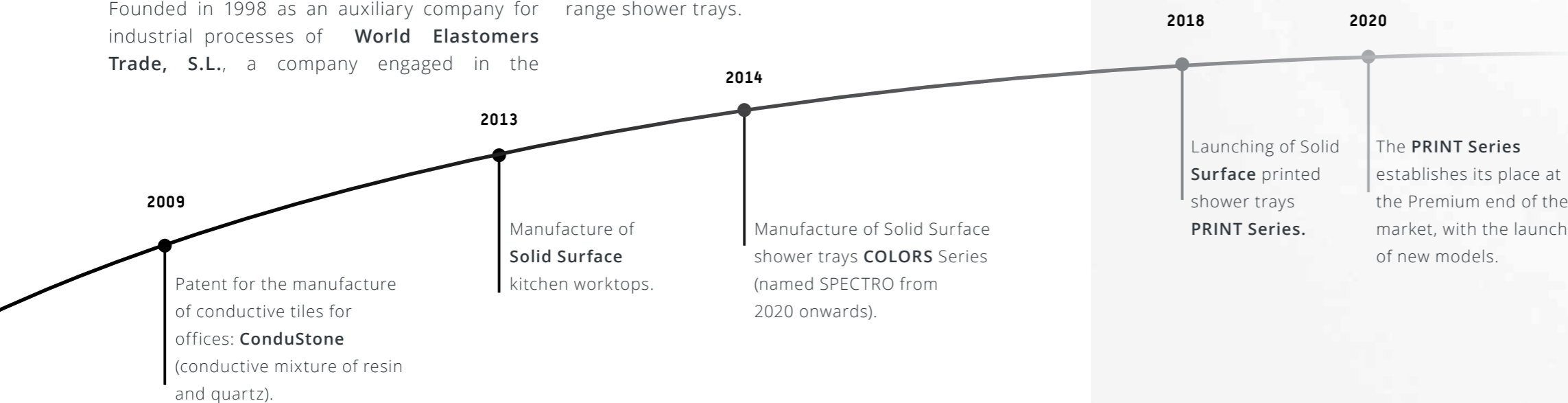
Located in the province of Barcelona, based at Canyelles, with a corporate office in Vilanova i la Geltrú, and a factory in Igualada.

Founded in 1998 as an auxiliary company for industrial processes of **World Elastomers Trade, S.L.**, a company engaged in the

sale of specialist chemical products and industrial machinery.

We specialise in the production of top-of-the-range shower trays.

100% **Bosnor** production process, from design to delivery.





## Our vision

In recent years, the bathroom has established itself as a social center in homes, taking centre stage alongside the kitchen and living room, and encouraging the trend of designing spacious and comfortable bathrooms using elements with a distinctive style and status: furniture, screens, shower trays.

Today's lifestyle is unquestionably linked to sustainability and energy efficiency, which also implies that switching from a bath to a shower tray serves to gain space and lend a touch of elegance and comfort to a bathroom, without the need for costly refurbishment.

**Bosnor** was founded with the aim of providing the bathroom sector with high-tech, innovative and aesthetic materials, supporting interior designers and the end customer in their journey through trends and inspiration, offering high-quality products with endless design potential.






## Hard-wearing and innovative products

### Solid, compact and durable

We use vacuum manufacturing for our shower trays, resulting in a compact and durable material. The protection provided by the acrylic surface coating gives them lasting and hard-wearing colour and gloss which is immune to scratching.

Resistant to impact, bending, heat expansion and domestic cleaning products, and in general all the effects of intense, daily use.



### Safety and protection

Our shower trays are antibacterial and completely aseptic thanks to their high density, offering the utmost safety thanks to a non-slip surface with C2 C3 slipperiness classification, making them perfect for all types of installation.

### Warm and relaxing

Our shower trays are textured, making them soft and relaxing to the touch, as well as safe. Our manufacturing technology applies the shower tray surface using mechanical treatments which give it a soft, relaxing touch, while enhancing the sensation of rest and well-being.



### Impeccable finishing, innovative and endless designs

Bosnor shower trays offer additional benefits in terms of design, beauty and aesthetics: The Print range features 5 collections, as well as the option of customising images or textures to adapt to any setting: the only **Solid Surface** shower tray offering endless designs, with print technology which penetrates the material and covers every face of the tray.

*An extraordinary shower tray for extraordinary people.*



### Easy to cut and clean

Bosnor shower trays are worked with the same tools as used by a carpenter or stonecutter (with DIY tools). As this is a uniform, compact material, it allows for imperceptible joints between two parts, while damage can also be repaired in situ. It is also effortless to clean, and withstands typically used chemical products.



### Service

- Immediate delivery backed up by a first-class logistics system.
- Technical support and after-sales service.
- 10-year warranty for all Solid Surface products.
- Project consultancy: we listen to interior designers and end customers, and accompany them in following the market trends.

## Specialists in high-performance Solid Surface

Quality begins with the materials, as expressed in the manufacturing process. The right raw materials and a first-class high-tech process allow us to offer products of the utmost quality.

**Bosnor** shower trays are manufactured with **Solid Syntech®**, a **Solid Surface** compound comprising a high-performance polyester resin and a particularly fine and pure non-mineral synthetic filler known as ATH (aluminium trihydroxide).

### Main characteristics and advantages compared with other materials

- Polyester resins and raw materials of outstanding quality
- No outer skin or inner fibres; non-porous
- Vacuum manufactured: dense, compact and durable material
- Highly resistant to impacts and typically used chemicals
- Safe, antibacterial and aseptic surface
- Easy to install, clean and maintain
- The entire body is pigmented, with customisable designs and colours

### Quality certification

As certified by Aidimme, our shower trays comply with all required safety, durability and mechanical

resistance quality standards.

ASSOCIATED COMPANY  
**AIDIMME**  
TECHNOLOGY INSTITUTE



## Striking finishes and textures

- Print series: five collections with a distinctive personality and exclusive designs, with concepts inspired by Art Deco, steel, wood, stone, marble...
- Custom Art: Inspirational concepts to customise your shower tray, panel or countertop with any image or design.





## Two design options:



### Step, a great step forward for your bathroom

Firm steps for shower trays with safe, elegant lines that make this Solid Surface range a luxury, for its shape and colors, as well as for its quality and design.

The Print Step shower trays, unique in the market,

are leading the trend with their innovative design and their square drain available in six different colors, which can be placed either laterally or centrally, mixing and matching it with the color and design of all our shower tray models.



### Surface, jump on board!

Security, balance, emotion, adventure and of course, art; Bosnor offers all this at your feet through an innovative, dynamic, resistant, and versatile style, ready for you to fall in love with it.

Long grilles for your drain, in 6 different colors that you can combine with a wave of models to live in your most vital space, your bathroom.

*Endless options to make your dreamed shower tray a reality: **Art, color and design at your feet.***





## PRINT Series by Bosnor:

Introducing the PRINT Series, manufactured using a unique digital sublimation printing technique patented by Bosnor, which allows us to obtain unlimited possibilities in colors and design.

Five collections with individual personalities and unique designs:

DECO: Kubik, Loop, Nostalgia, Ocean, Pyramid, Terrazzo.

INDUSTRIAL: Algae, Auburn, Bluish, Lino, Oxide, Reef.

NATURE: Amber, Bahia, Calacatta, Marble, Markina, Onyx.

STONE: Cement, Granite, Grungy, Rock, Stone, Tiles.

WOOD: Alberta, Cajun, Ebony, Oak, Rustik, Sequoia.





## Deco

---

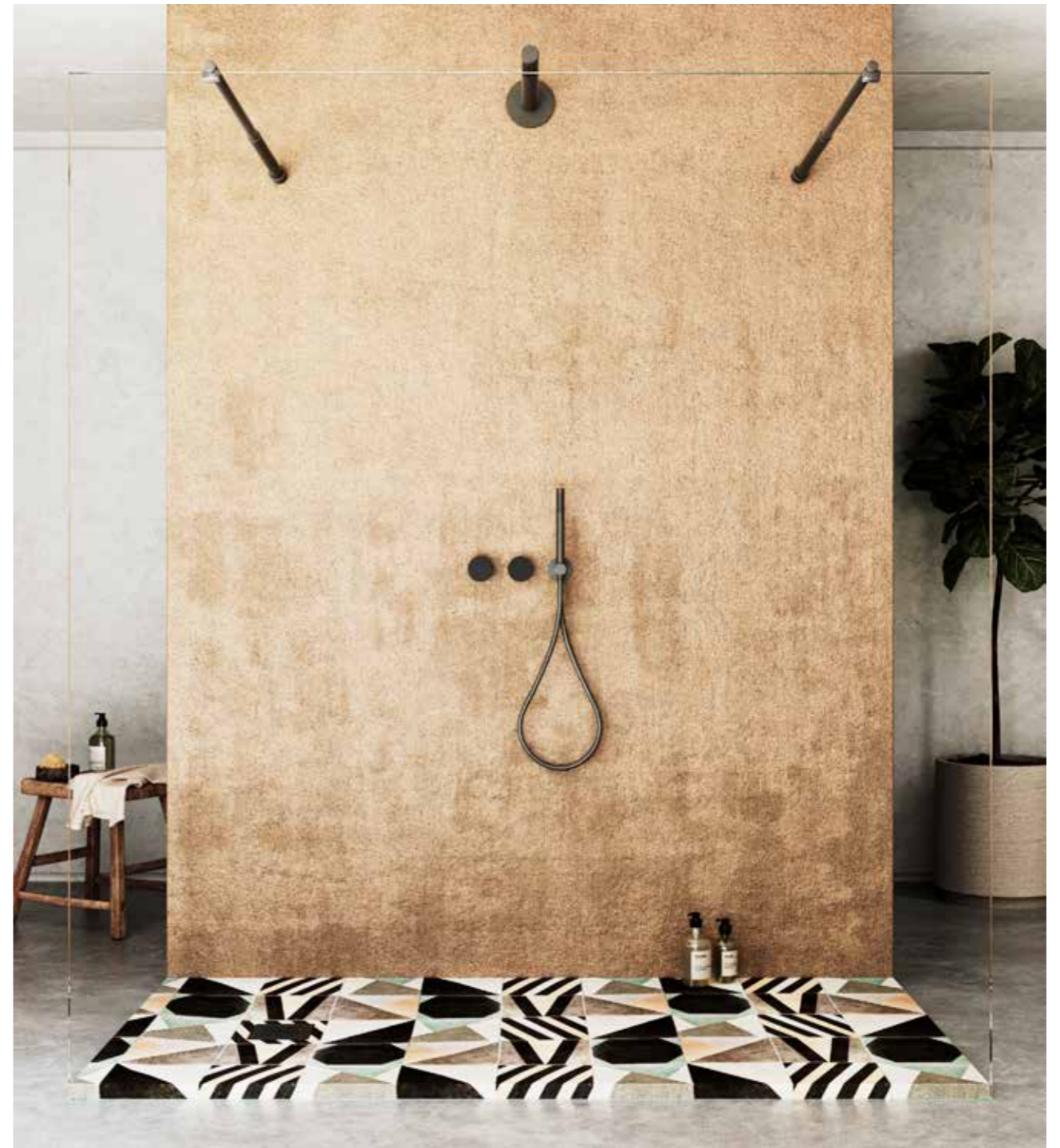
A collection inspired by Art Deco, full of fantasy and originality to provide your bathroom with art, color and design.





### KUBIK

A dreamy, bohemian corner to shut yourself off and plunge into the universe of the artist.



Print Kubik Step Lateral 180x90 - Black grid





LOOP

## LOOP

Get into a real Eighties groove to lend a touch of freshness and originality to your bathroom.



Print Loop Surface - Black grid





NOSTALGY

Pág 124





## NOSTALGY

A vintage style to take you on a journey to the modernist era, with a wholly contemporary touch.



Page 125

Print Nostalgia Surface 180x90 - Inox grid





**OCEAN**


Freshen up, unwind and soak up the good vibrations of an ocean of blue.

Page 131



Print Ocean Step Lateral 180x90 - Black grid





PYRAMID

## PYRAMID

An explosion of sensations, *joie de vivre*, new age music and Art Deco at your feet.



Print Pyramid Surface - Beige grid





### TERRAZZO

Join the trend revitalising quartz with a constellation of coloured stones to infuse you with energy and well-being like a bag of sweets.



Print Terrazzo Step Lateral





Print Terrazzo Step Lateral 180x70 - Black grid




# Step

# Surface



KUBIK




LOOP



NOSTALGY



KUBIK




LOOP



NOSTALGY



OCEAN



PYRAMID



TERRAZZO



OCEAN



PYRAMID



TERRAZZO





## Industrial

---

Rust-effect shower trays fitted in inspiring bathrooms following the **Greenery** trend and the curative properties of flora.





### ALGAE

Plunge in to enjoy a highly marine shower surrounded by undersea plant life.



Print Algae Surface - White grid





Print Auburn Surface 140x80 - Slate Gray grid





Page 125

## AUBURN

This oasis of seductive coppery tones and colonial decoration will captivate you.



Print Auburn Surface - Slate Gray grid





### BLUISH

Refreshing fantasies alongside a picture window to escape from summer drowsiness.



Print Bluish Surface - Inox grid





**LINO**

Reflections of the Mediterranean, sun and beach, to flood your bathroom with summertime.




Print Lino Surface - Black grid





OXIDE





Print Oxide Step Lateral 160x80 - Inox grid

## OXIDE

An industrial space transformed into a cutting-edge loft filled with light and contrast.








## REEF

Set sail in this shower tray and let the breeze of an idyllic Pacific island flow around you.



Print Reef Step Surface -Inox grid



Step

Surface




NEW

ALGAE



NEW

AUBURN



BLUISH



NEW

ALGAE



NEW

AUBURN



BLUISH



NEW

LINO



OXIDE



REEF



NEW

LINO



OXIDE



REEF





## Nature

---

Discover our natural stones from hidden sources and let your imagination take flight without leaving your bathroom.



Page 125



### AMBER

A sacred jewel concealed in your bathroom, warm as nectar, sweet as ambrosia.



Print Amber Step Lateral - White grid



NEW



BAHIA

### BAHIA

Give in to sensuality and tropical rhythms.



Print Bahia Step Lateral - Beige grid






Print Bahia Step Lateral 180x90 - Beige grid



CALACATTA







Print Calacatta Surface - Inox grid

## CALACATTA

Contrast of tones and harmony for all your senses.








Page 125

### MARBLE

Turn your bathroom into a spa and relax amid classical elegance.



Print Marble Surface 140x80 - Beige grid



MARKINA



### MARKINA

A shower tray of exquisite quality imbued with exotic spirit.



Print Markina Surface 180x90 - Beige grid



NEW



ONYX

### ONYX

Fill your bathroom with light, balance and sophistication as you plunge into the Mayan culture.



Print Onyx Step Lateral - White grid



# Step

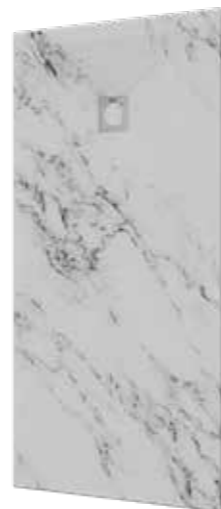
# Surface



AMBER



BAHIA



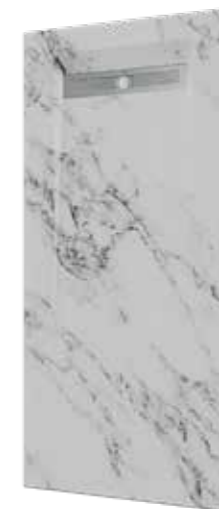
CALACATTA



AMBER




BAHIA



CALACATTA



MARBLE




MARKINA



ONYX



MARBLE



MARKINA



ONYX





## Stone

---

A collection where the main feature is stone in different tonalities, textures and hardness, in particular grey and slate.





### CEMENT

Our Cement model lends personality and design to this restored country home, blending original elements and textures with modern and contemporary details.



Print Cement Surface - Pearl Gray grid



NEW

GRANITE



### GRANITE

A modern setting, with the marbled greys of the shower tray evoking a lunar landscape.



Print Granite Step Lateral - Slate Gray grid





Page 125

Print Grungy Surface 140x80 - Inox grid






Print Grungy Surface 140x80 - Inox grid

## GRUNGY

Are you up for *wabi-sabi*, with its purifying energies and the beauty of imperfection?







## ROCK

The Rock model arrives like a meteorite falling from the heavens; a hard-wearing and durable shower tray.



Print Rock Step Lateral - Inox grid





STONE

## STONE

Dare to opt for the warm chill of slate and feel the magnetism of its grey and black tones.



Print Stone Step Lateral 180x90 - Slate Gray grid



NEW

TILES








## TILES

An antique bathroom restored to light and life through the grid design of this shower tray, linking interior and exterior space.



Print Tiles Surface - Pearl Gray grid



# Step

# Surface



CEMENT



GRANITE



GRUNGY



CEMENT



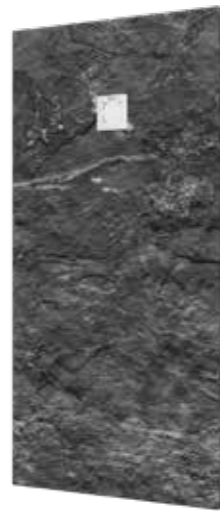
GRANITE



GRUNGY



ROCK



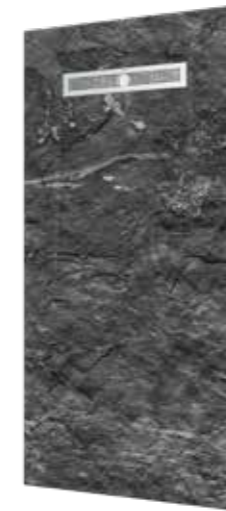
STONE



TILES



ROCK



STONE



TILES





## Wood

---

Textures that reproduce the tonalities and warmth of wood, with the durability of Solid Surface.





## ALBERTA

Journey to Tuscany to be infused with the aroma, breeze and warmth of the countryside.



Print Alberta Step Lateral - Black grid





## CAJUN

A mountain refuge offering a comforting shower as you observe the autumn sky and falling leaves.



Print Cajun Step Lateral - White grid



NEW

EBONY







## EBONY

Hear the call of the savannah as the setting for your refreshing shower routine.



Print Ebony Surface 180x90 - Inox grid






NEW

OAK

Page 125

### OAK

A welcoming shadow, a shower tray made of centuries-old oak, an enticing hammock and the turquoise glint of the Adriatic in the background...



Print Oak Surface - Inox grid





## RUSTIK

Step inside, switch off and escape the urban bustle in a modern bathroom that will change your mood.



Print Rustik Step Lateral - White grid





Print Sequoia Step Lateral 140x90 - Black grid





Print Sequoia Step Lateral - Black grid

## SEQUOIA

A setting to transport you to the woodlands of North America, sharing refreshing moments and enjoying nature in its purest state.





### Step


### Surface



ALBERTA



CAJUN




EBONY



ALBERTA



CAJUN



EBONY



OAK



RUSTIK



SEQUOIA



OAK



RUSTIK



SEQUOIA





## Custom Art

---

A shower full of creativity, from your head to your feet.





In addition to the 5 collections of the Print Series, Bosnor offers you, under the brand Custom Art, the possibility to create your dream shower tray, designed to fit your customers' specifications.

The great interior designers and architects are in luck: finally you can create that special bathroom, with personalized shower trays that give free rein to your imagination and give the bathroom a unique style and status.







## CERAMICS


Possibility of replicating ceramics and other elements, achieving a perfect integration of the shower tray in the bathroom.







CONTRACT WITH STYLE



CERAMIC LOOK

SHARE YOUR IDEA WITH US!



KIDS AREA



YOUR FANTASY



GOOD MOOD





## Technical and commercial information

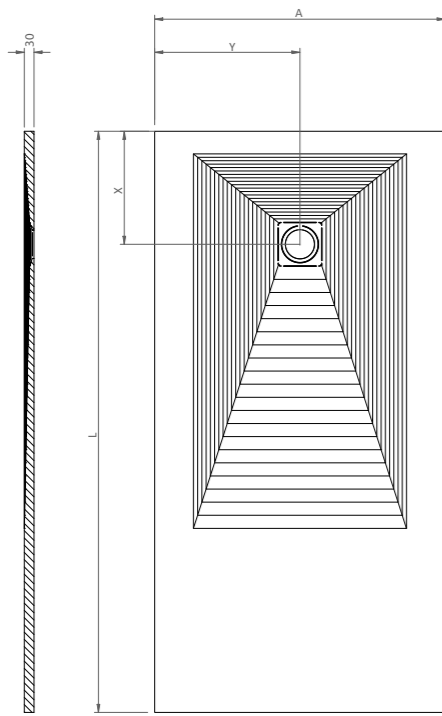
---

All the necessary information for the prescription, installation, maintenance and distribution of Bosnor shower trays and panels.

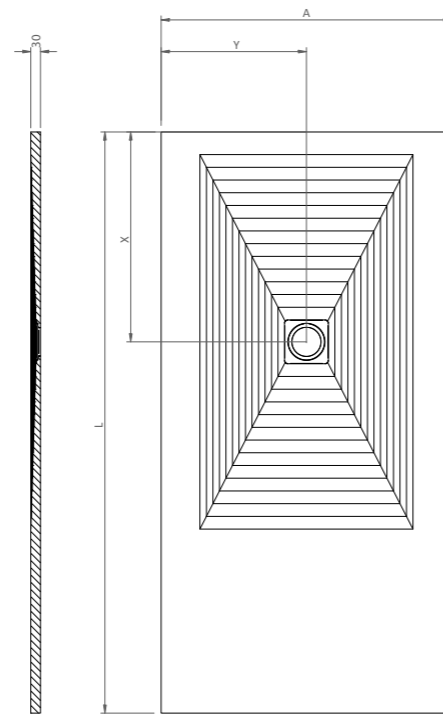


# DIMENSIONS

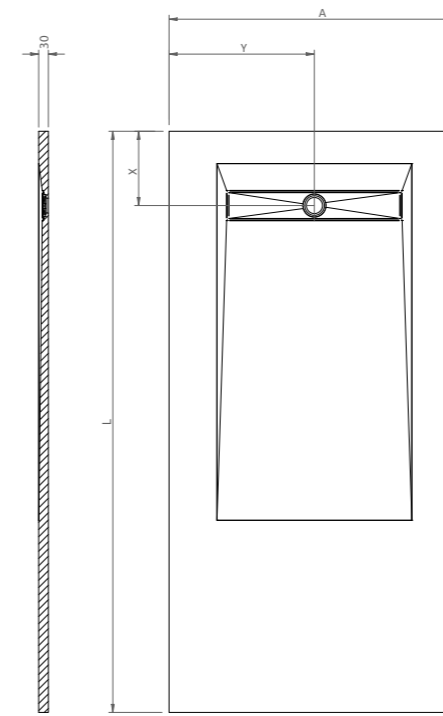
## Step lateral



## Step central



## Surface



A	L	X	Y
700	1200 / 1400 / 1600 / 1800	300	350
800	1200 / 1400 / 1600 / 1800	350	400
900	1200 / 1400 / 1600 / 1800	350	450

\* Dimensions in millimeters

A	L	X	Y
700	1200 / 1400 / 1600 / 1800	600	350
800	1200 / 1400 / 1600 / 1800	650	400
900	1200 / 1400 / 1600 / 1800	650	450


A	L	X	Y
700	1200 / 1400 / 1600 / 1800	170	350
800	1200 / 1400 / 1600 / 1800	230	400
900	1200 / 1400 / 1600 / 1800	230	450

\* Dimensions in millimeters

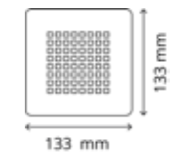
## Drain cover sizes Surface



### Drain covers



## Drain cover sizes Step



### Drain covers





## Technical Specifications



	Density	1,65 Kg/l	Standard UNE-10545
	Impact resistance	e= 0,77	Standard UNE-EN 13748
	Flex resistance and tensile strength	42,5 Mpa	Standard UNE-EN 10545
	Lineal thermal expansion coefficient	Longitudinal $\alpha_1$ (1/°C)= 2,4 x E-5 Transversal $\alpha_1$ (1/°C) 3,2 x E-5	Standard UNE-EN 10545
	Water absorption	W= 0,06	Standard UNE-EN 13748
	Resistance to chemical products	No visual change	Standard UNE-EN 10545
	Fire reaction	Bfl-s1	Standard UNE-EN 9239
	Slip resistance	20	Standard UNE-EN 13748
	Slipperiness	C2 to C3	Standard UNE ENV 12633:2003

### Solid Syntech® is:

- ✓ Highly resistant
- ✓ Anti-slip
- ✓ Long-lasting
- ✓ Silky
- ✓ Easy-to-cut
- ✓ Design and innovation

ASSOCIATED COMPANY  
**AIDIMME**  
TECHNOLOGY INSTITUTE

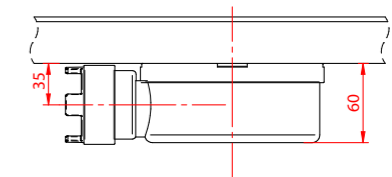
## Valves

Bosnor supplies a first-class McAlpine valve with each of its shower trays, of the OMAHA or PACIFIC model depending on the desired tray

design (Step or Surface) and the type of outlet (horizontal or vertical):

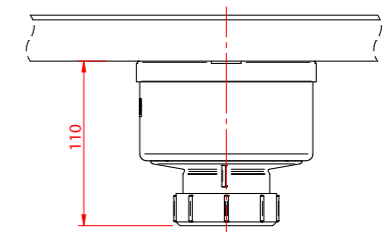
### STEP design:

Horizontal L-HC2730L3H



24L/min

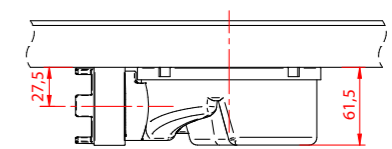
Vertical L-HC2750LCPB-V



26L/min

### SURFACE design:

Horizontal convertible to vertical: L -HC26-20-SS



21L/min

\* Dimensions in millimeters



# Installation and maintenance

## Installation process for shower trays

**1.** Install the valve delivered with the shower tray following the manufacturer's instructions (see the valve's instructions supplied together with the shower tray).

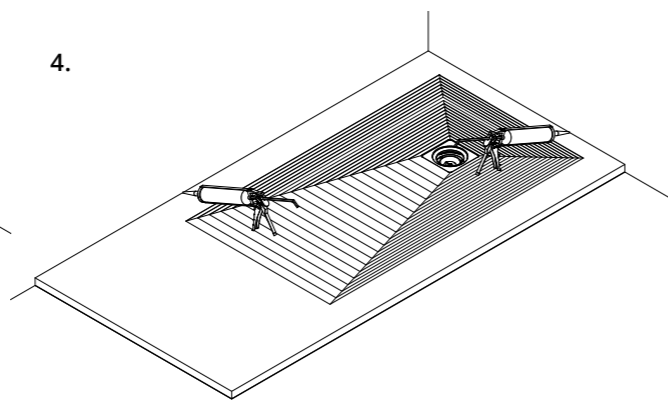
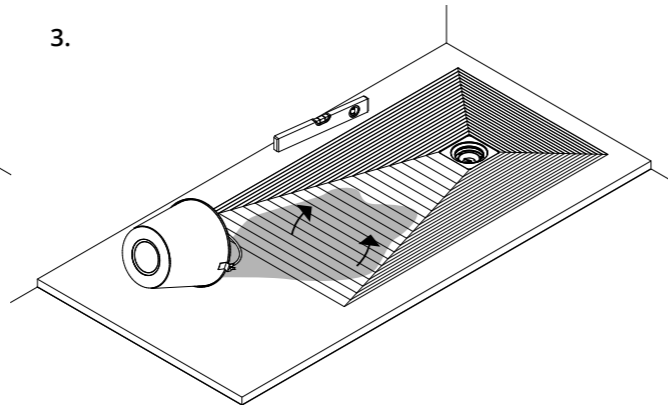
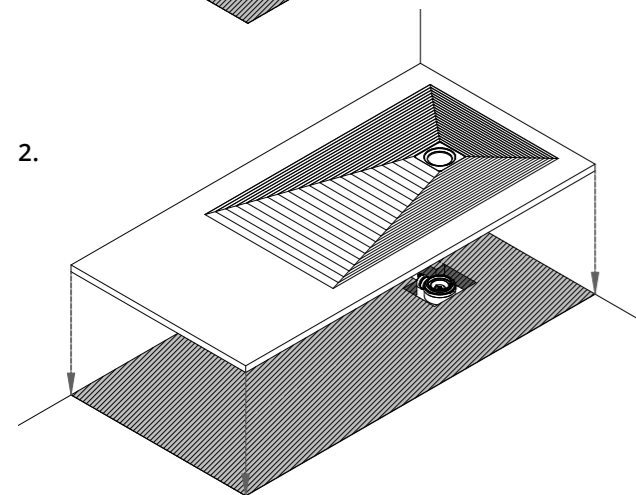
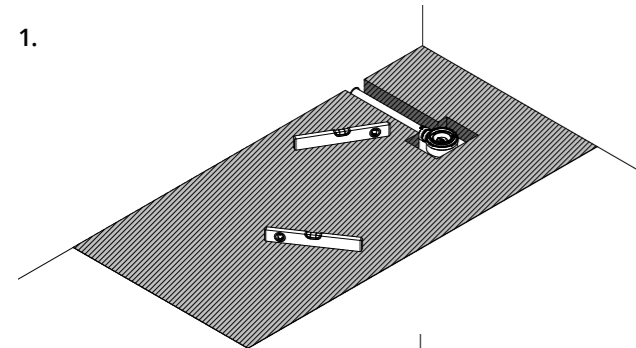
Prepare the base leaving it perfectly levelled, smooth and dry. Also, check that the drain valve does not stick out from the base.

**2.** Place the shower tray and match its drain hole with the bottom of the valve. Make sure the shower tray is properly levelled. If necessary, cut the shower tray according to our Installation Guide.

**3.** Finish the installation of the valve and check that it drains properly by pouring water over the tray.

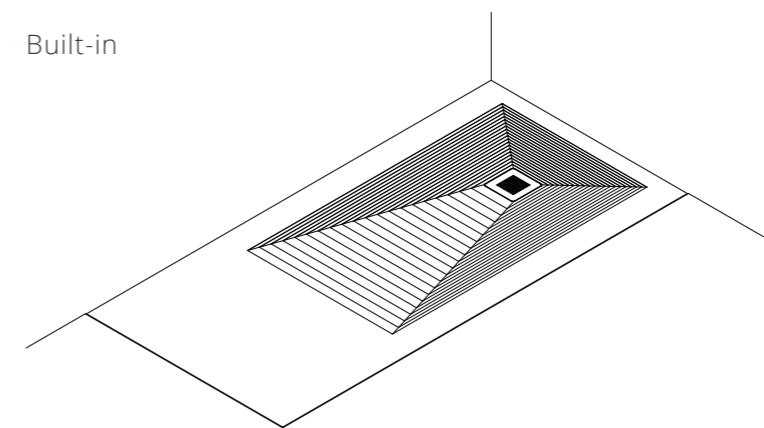
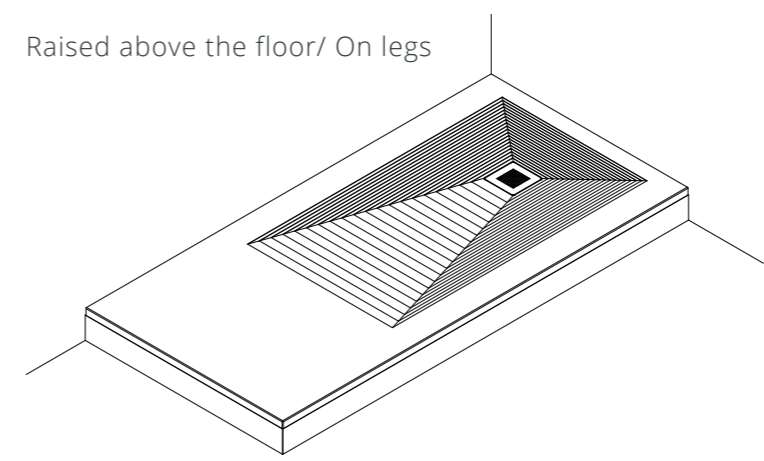
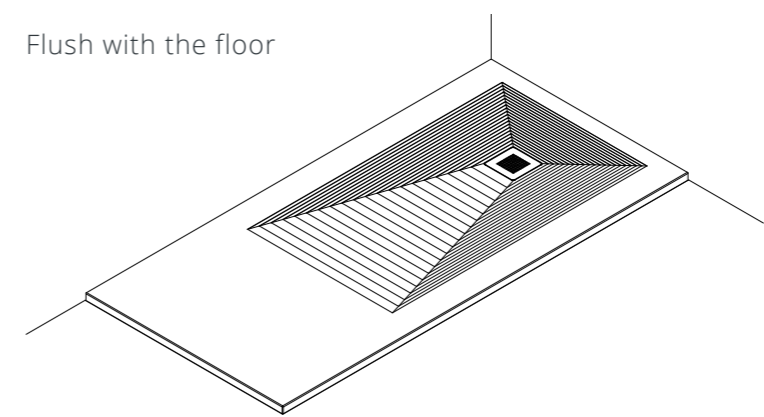
**4.** Remove the shower tray and, afterwards, fix it to the floor with an adhesive type c2s. Install back the valve gasket and seal the tray to the walls with a silicone strip specially designed for wet environments.

Check the correct operation of the shower tray and let it dry during 24h before use.



## Installation options

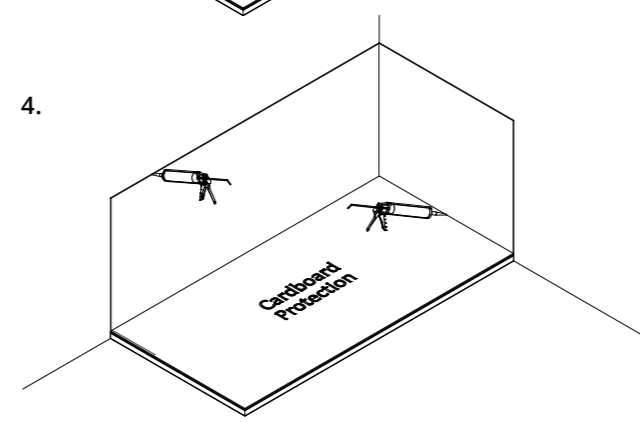
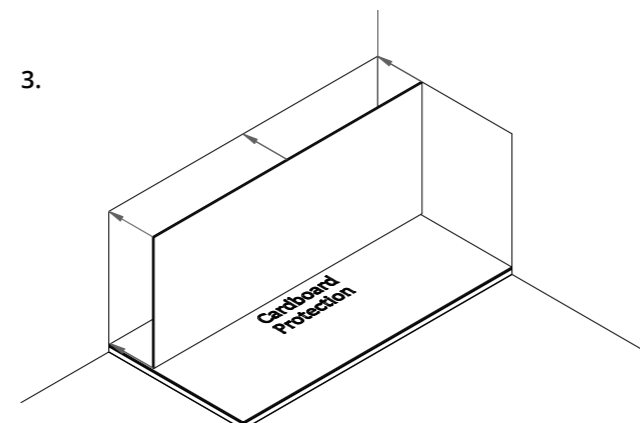
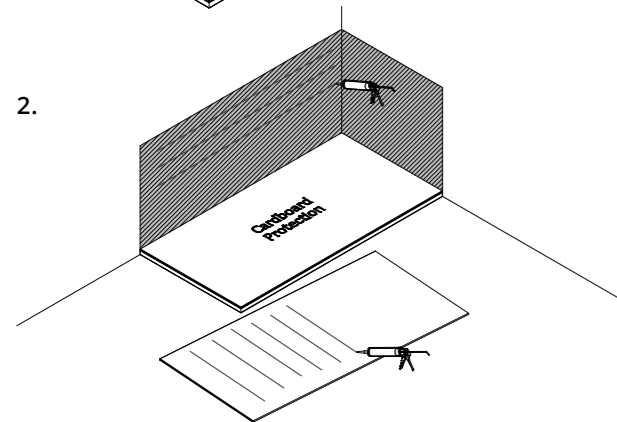
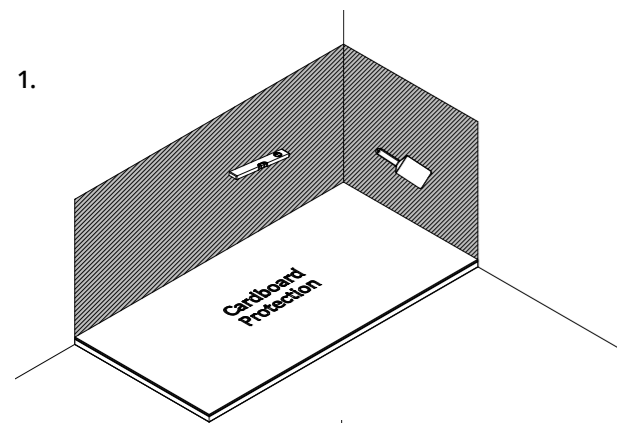
Our shower trays must be installed on a levelled cement base and they may be mounted:






## Installation process for panels

1. Prepare the wall base with cement, leaving it perfectly levelled, smooth and dry.
2. Clean any traces of dust and dirt using a brush on both surfaces. Then, apply an adhesive type c2s in form of strips on the back of the panel and on the cement walls
3. Fix the panel to the walls. Verify that the panel is correctly levelled.
4. Seal the panel joints using a silicone strip specifically designed for wet areas. Let it dry for 24 hours after installation.



## Panels dimensions



A	L
700	700 / 800 / 900 / 1200 / 1400 / 1600 / 1800

\* Dimensions in millimeters

## Maintenance

Our shower trays and panels feature the CE marking and comply with all tests established by durability and cleanliness standards. To ensure best maintenance we recommend:

1. After showering, rinse the shower tray and the panel with water and ventilate the shower area well.
2. To remove possible lime remains, use a household anti-lime agent diluted with 2/3 of water .
3. To clean the shower tray and the panel, do not use solvents, acids, abrasive products, scourers or similar.
4. In case of damage or imperfections, you might order a repair kit to ensure the shower tray always looks as good as new. It contains: Pigmented filler, hardener, sandpaper and acrylic spray coating.



## FAQs

### Frequently asked questions

If you'd like to renovate your bathroom or change your shower tray, you probably have a lot of questions about the best materials and features. So, we've made a list of some of the most frequently asked questions with answers to help you decide.

#### What is Solid Surface?

Solid Surface is a material composed of an acrylic or polyester resin vacuum mixed with ATH (aluminium trihydroxide).

#### What is Solid Syntech?

Solid Syntech is a **BOSNOR** patented solid surface material composed of polyester resin and ATH.

#### Solid Surface or a mineral filler with a gel coat?

Solid Surface trays are vacuum manufactured while mineral filler trays have air in them which mechanically weakens them.

The gel coat, a surface finish product, is used to cover surface imperfections.

#### Can our shower tray be repaired?

Our tray can be repaired with a kit that includes a filler paste and surface coating.

#### Why is our shower tray aseptic?

Our process seals the surface of the tray to prevent remains from producing bacterial growth.

#### Is our shower tray safe?

The tray texture obtained after grinding the tray gives it anti-slip properties.

#### Will the shower tray's colour fade over time?

Each one of our trays is finished with an acrylic surface coating that is chemically similar to what is done with the body of a car. The tray colour is protected and will remain practically unaltered throughout the lifetime of the tray.

#### Can the shower tray be scratched?

It can be scratched if cleaning products with mineral filler like CIF or abrasive sponges are used.

#### Which cleaning products are most recommended?

PH neutral products and a non-abrasive rag are recommended for cleaning. The tray can be cleaned with anti-limescale acidic products or bleach as long as they are not in prolonged contact with the tray.

#### Dye in the shower

Dye will not penetrate the tray. If a stain persists, treat it with bleach as explained above.

#### Should the valve be cleaned?

Cleaning the valve every 15 days by removing the trap is recommended.

#### Who should install my shower tray?

Always a specialised professional in order ensure the tray drains properly.



## Logistics and service

### Packaging

Our shower trays are delivered in a solid wooden and cardboard pallet box, fully protected to ensure perfect condition during transportation and delivery.

The valve, drain cover and assembly and maintenance instructions are included, and are clearly identified and protected.



### Service

- We guarantee optimal turnaround times thanks to local manufacturing and stock of all our models.
- After-sales service and technical know-how backed up by our lengthy experience in the raw materials and resins sector.
- Close cooperation with interior designers, distributors and fitters to discover trends and respond to customer and market needs.



## Point of sale support

### Display stands

We provide our points of sale with 5 or 10 slot display stands to present our shower tray designs. The display stand for an actual shower tray,

measuring 80x120 or 80x140, allows customers to see, touch and be inspired by our models.





## Social Media

Our website and social media platforms provide full information about our products.

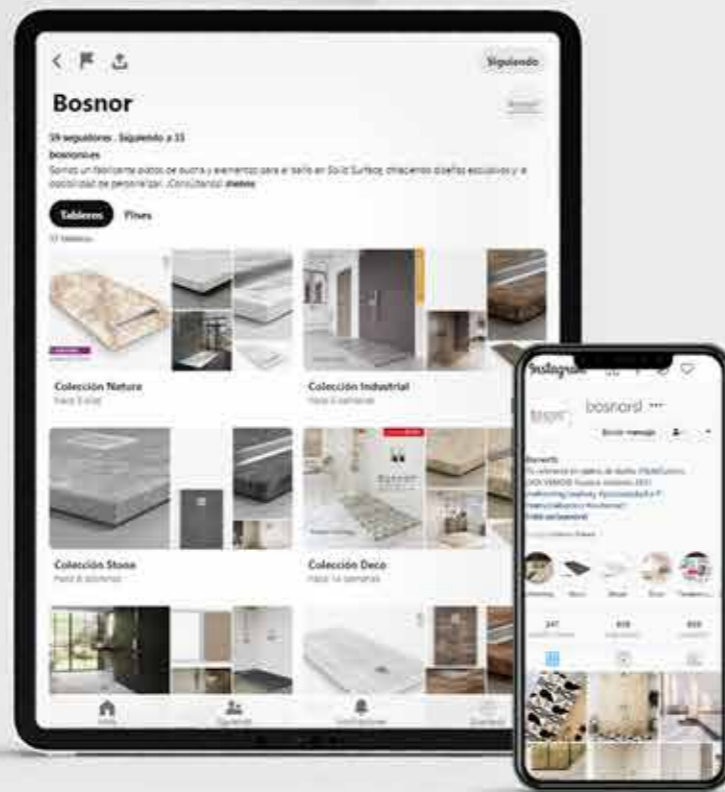
Follow us and keep up-to-date with our refreshing and creative ideas.


## Newsletter

Sign up for our newsletter and stay up-to-date on the latest news , developments and trends in the bathroom sector.

[www.bosnorsl.com](http://www.bosnorsl.com)

 [pinterest.es/BosnorSL](https://pinterest.es/BosnorSL)




 Instagram: @bosnorsl

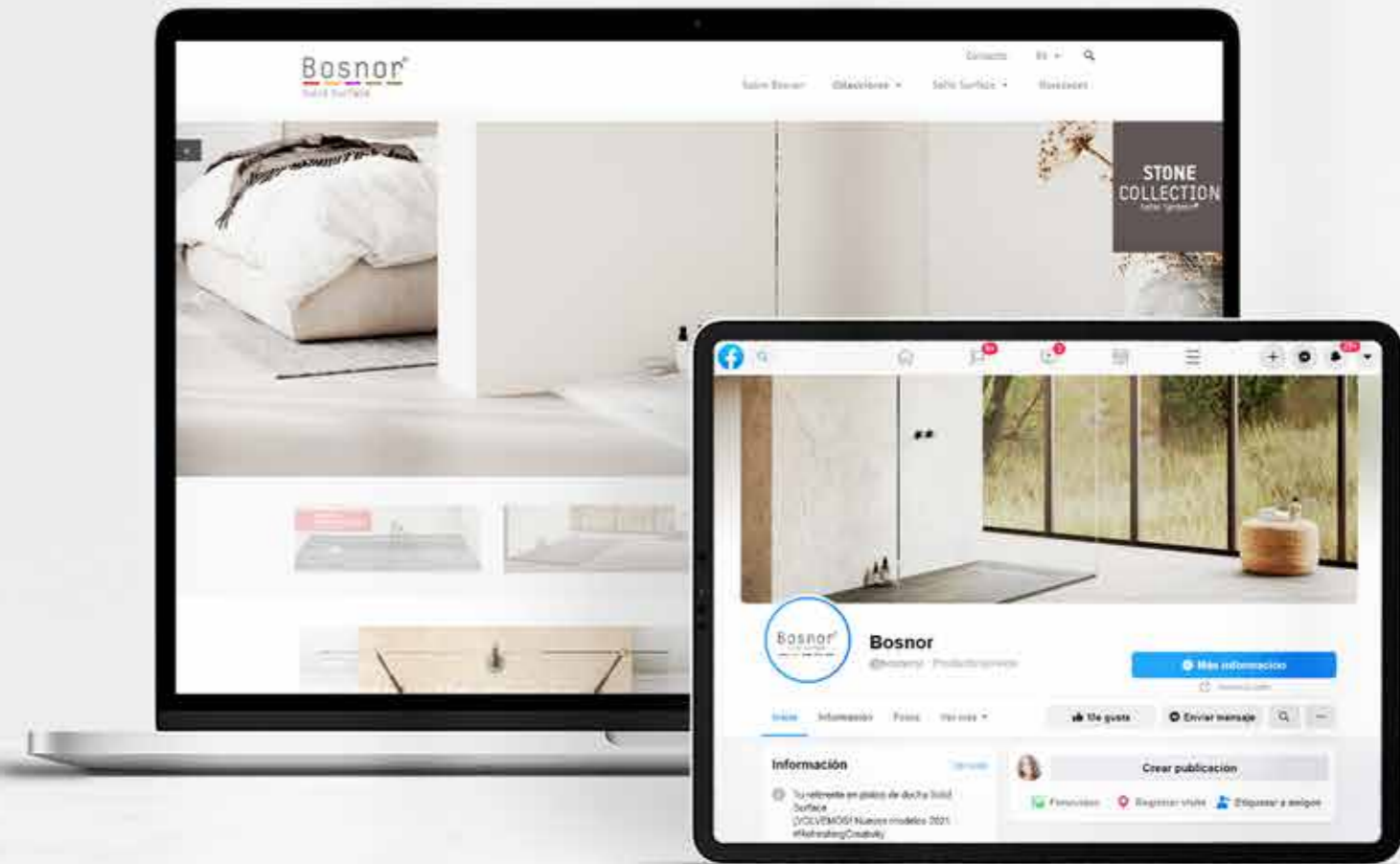
 [facebook.com/bosnorsl](https://facebook.com/bosnorsl)

## Other networks

 [linkedin.com/company/bosnor/](https://linkedin.com/company/bosnor/)

 [houzz.es: Bosnor, S.L.](https://houzz.es/Bosnor,S.L.)

 [homify.es: @bosnor-s-l](https://homify.es/@bosnor-s-l)





## General terms and conditions

This catalogue and all its images are the property of Bosnor, S.L.U. Their total or partial use or reproduction, both in print and digital media, without the explicit consent of the owner is prohibited.

The images of the shower trays shown in this catalogue are computer-generated and serve only for illustrative purposes. The tones may differ somewhat from the end product. Bosnor is not responsible for possible discolorations caused by the wear and tear of the catalog or for changes derived from the construction processes. We have samples available to examine the actual designs and textures.

Bosnor reserves the right to modify the content of this catalogue in order to improve the products offered.

**Prices:** Valid prices will be applied upon supply

**VAT:** Not included

**Transport:** FCA

**Drain and valves:** Included

**Warranty:** 10 years

**Returns:** No return will be accepted without prior authorisation from Bosnor, S.L.U. and only for causes attributable to it.

**Design and layout** Andrea García  
[www.andreagblesa.com](http://www.andreagblesa.com)







Bosnor®

C/ Cirers nº8 08811 Canyelles (Barcelona) Spain  
[www.bosnorsl.com](http://www.bosnorsl.com)